

POLICY BRIEF

HUMAN IMPACTS ON CARBON EMISSIONS & LOSSES IN ECOSYSTEMS SERVICES: THE NEED FOR RESTORATION AND INNOVATIVE CLIMATE FINANCE FOR THE AMAZON

*Luciana V. Gatti**, *Pedro Moura Costa**, *Julia Arieira*, *Grace Blackham*, *Ane Alencar*, *Marcia Macedo*, *Foster Brown*, *Sandra Garavito*, *Gasodá Suruí*, *Sonaira Silva*, *Beto Verissimo*, *Susanna Hecht*, *Scott Saleska* | *Co-lead authors

KEY MESSAGES

(i) Over the last decade (2010-2020), the Amazon carbon budget, integrating all absorption and emission processes, indicates that the region has become a carbon source – primarily due to land-use changes, representing an annual CO₂ emission of 1.1 billion tonnes per year.

(ii) Deforestation and forest degradation spur regional climate change by inducing climate disturbances that severely compromise the remaining forests, reducing forest carbon uptake and storage, and affecting regional microclimates, provoking lower rainfall and higher surface temperatures, particularly during droughts, leading regions with >20% deforestation to approach their tipping point.

(iii) Extreme climate events in the Amazon, such as the super El Niño 2023-24, in combination with high temperature anomalies in the North Atlantic Ocean, exacerbate human-driven changes in the Amazon (i, ii), especially with the occurrence of mega-fires, threatening the wellbeing of Indigenous peoples and local communities (IPLCs) as well as those who live in its cities and towns. In 2023, Amazonian municipalities showed some of the worst air quality in the world due to regional fires¹, including Manaus, Santarém, and Santa Cruz de la Sierra.

(iv) Primary and secondary forests remove 0.7 billion tonnes of CO₂ per year combined, which represents about 14% of all global sources associated with land-use change.

The Amazonian forests act not only as carbon sinks, but also provide multiple ecosystem services, including: regulating the regional climate by recycling water to the atmosphere and reducing regional and local air temperatures, supporting hydrological systems, conserving biodiversity, and supporting the livelihoods of IPLCs as well as urban populations.

(v) Ending all deforestation (legal and illegal) and preventing forest degradation can restore the Amazonian carbon sink, even in the face of global climate change. Implementing large-scale forest protection measures would maintain the existing carbon stocks, while an advancing and ambitious program of forest restoration would capture and store an additional 15-30 billion tonnes of CO₂ in Amazonian forests by 2050.

(vi) Carbon markets (i.e., transactions of carbon credits in exchange for carbon removals or storage) can provide part of the finance needed for forest protection and restoration in the Amazon, but most current models of carbon finance restrict the ability to grow to scale because the needs to ensure additionality, prevent leakage and promote permanence of carbon stocks at the individual level of projects or programs. There is a need for innovation and alternative approaches in financing forest protection and restoration, focusing on a wider definition of climate and environmental finance that can be deployed at the landscape level and avoid the challenges of project or program-based approaches.

RECOMMENDATIONS

(i) Act now to end all deforestation and avoid forest degradation. There is a need to initiate immediate actions to combat regional deforestation, forest degradation, fires, and global warming, to safeguard the Amazonian carbon sink and sustain the livelihood of the Amazon's inhabitants. These actions should include, among others,

1. Environmental monitoring, land tenure and territorial planning to combat illegal practices and prioritize low-carbon economies,
2. Regulation of economic and fiscal incentives (e.g., funds, access to credits benefiting responsible producers),
3. Promotion of sustainable productive activities (e.g., the sociobioeconomy of healthy standing forests and flowing rivers²).

The success of these actions depends on political will and public-private policy partnerships, motivated by corporate social responsibility in supply chain initiatives. Delaying such climate actions only increases the ecological, social, and economic damage that is impacting the Amazon forest and its peoples.

(ii) Build 'Arcs of Forest Restoration' by 2030. Redouble efforts to restore deforested areas and degraded forests, and also reforest degraded pastures. Give priority to regions near the tipping point such as in the southern (e.g., Madre de Dios) and eastern Amazon (e.g., Mato Grosso and center-south of Pará states) and then follow with the other regions of the Arcs of Reforestation³.

(iii) Restoration needs to be implemented using appropriate and diverse native species for each sub-region of the Amazon, considering current and future climate changes, and informed by Indigenous and local knowledge systems as to provide more diverse environmental services, and enhance livelihoods of IPLCs. Increasingly, the response to forest recovery has focused on plant monocultures that do not address broader issues of landscape recovery and resilience, such as soil nutrient recovery, long-term carbon uptake, and the reconstruction of ecological diversity. This approach could potentially reduce pollinators and soil water recharge².

(iv) Finance for forest restoration and conservation must be inclusive and equitable for all stakeholders involved in the area, using a framework that strengthens the enforcement of environmental laws and recognizes the land rights of IPLCs.

(v) Explore innovations in current frameworks for climate finance, including but not limited to carbon markets, such as sovereign climate bonds, biodiversity markets, conversion of environmental fines, and other modalities of payment for environmental services (i.e., carbon stocks, water, etc.).

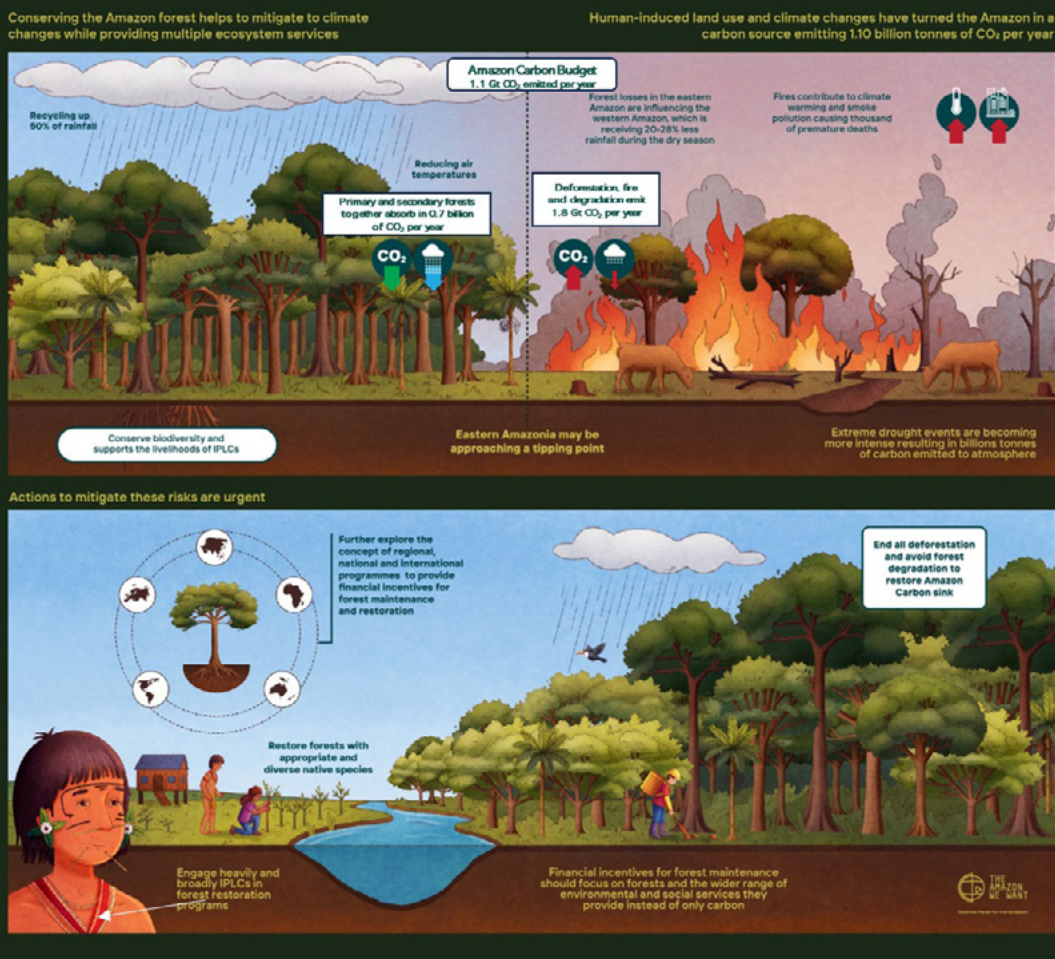
(vi) Further explore the concept of regional or national programs to coordinate the flow of financial incentives for forest maintenance, moving away from a focus on carbon to a focus on forests and the wider range of environmental and social goods and services they provide, e.g., water recycling and provision, biodiversity, prevention of soil erosion, soil nutrient recovery, ecotourism, and provision of forest resources and subsistence.

A. LEVERAGING THE AMAZONIAN CARBON SINK FOR CLIMATE CHANGE MITIGATION, ADAPTATION AND ECOSYSTEM SERVICES

Amazonian forests are among the most productive natural ecosystems in the world, storing carbon in the order of 150-200 billion tonnes (Gt) in soil and vegetation⁴ – a stock equivalent to 14-18 years of global carbon emissions. As they grow, these forests also help remove carbon dioxide from the atmosphere, taking in up to 0.7 Gt of CO₂ per year in primary and secondary forests^{5,6}. This contribution

to the reduction of atmospheric CO₂ may seem modest when compared to all human emissions (40 Gt CO₂ per year over the last 10 years⁷), but it represents 14% of all global sources associated with land-use change (5 Gt CO₂ per year⁷). Sustaining this carbon sink is critical if we wish to reduce net carbon emissions to keep global warming below the Paris Agreement target of 1.5°C, and to reduce the risk of a tipping-point collapse of the Amazon forest, which would bring long-term regional and global impacts⁸.

Human impact on carbon emissions & losses in ecosystem services: The need for restoration and innovative climate finance



GRAPHICAL ABSTRACT: Human impact on carbon emissions and losses in ecosystem services: The need for restoration and innovative climate finance.

Beyond sequestering carbon, forests help regulate the water cycle in the Amazon region and beyond. As the humid air from the Atlantic Ocean enters the Amazon, it is transported towards the Andes and then redistributed to other regions of South America, including major agricultural regions in the Cerrado and southern cone as well as population centers⁹. This humidity and the water vapor produced by evapotranspiration are responsible for cloud formation, modulating regional temperatures and water availability in streams and rivers throughout the year. Evapotranspiration by forests actively maintains atmospheric rivers that bring essential precipitation to the continent. This process involves the active role of vegetation, in general, and

forests, in particular, which recycle rainfall through evapotranspiration and by accessing soil water via roots, including few trees with very deep rooting systems¹⁰ – a process first described in the early 1980s¹¹. For the western Amazon, this recycling becomes especially important towards the end of the dry season¹², which is a critical time for maintaining forest ecosystems.

The loss of forests can reduce rainfall and increase land surface temperatures, particularly during the dry season, reinforcing a feedback loop in which reduced transpiration leads to reduced atmospheric water content and further reductions in precipitation. This has already been observed in the southern and

southeastern Amazon, where the dry season is 4-5 weeks longer¹³. These processes accelerate regional warming and increase the likelihood of extreme climate events, which contribute to forest degradation and impoverishment over time¹⁴. The cumulative impacts of these compounding disturbances amplify the threat of irreversible forest degradation, undermining carbon sinks and making the long-term burden of cutting emissions even greater¹⁵. Ultimately, these processes could push rainforest regions closer to a critical threshold (tipping point) and eventual ecological collapse¹⁶, barring effective management interventions to mitigate these impacts.

Given these potential impacts, it is imperative to align social, economic, and political factors to preserve Amazon forests – and with them regional climate stability (and global stability) and the long-term capacity to sequester carbon at levels required to achieve global targets (15-30 Gt of CO₂ land sink, contributing to the overarching target of 100, 367 Gt CO₂ by 2050). Amazon forest conservation can offer a sustainable, long-term strategy for emissions reduction¹⁵.

B. THE AMAZON REGION EMERGING AS A CARBON SOURCE (NATURAL + ANTHROPOGENIC)

Warning signs from remotely sensed data on vegetation dynamics indicate that, due to the accelerating synergies among deforestation, forest degradation, fire, and climate change, over three-quarters of the Amazon forest is losing resilience, particularly in the drier regions most impacted by human activity¹⁷. Without intervention, the progressive expansion of deforested areas (e.g., 850,000 ha yr⁻¹ of forest loss in the Brazilian Amazon alone from 2013 to 2022), could add 6 million - 7.5 million ha (Mha) of newly cleared areas by 2030. The growing extent of degraded regions within the Brazilian Amazon (33.7 Mha from 1992 to 2014)¹⁸, combined with a heightened frequency of climatic anomalies, such as droughts

and forest fires, has forged a self-reinforcing feedback connections among these factors.

Estimates of the Amazon's carbon balance over the last decade indicate that the Amazon as a whole is now a carbon source (i.e., C losses to the atmosphere) on the order of 1.1 Gt CO₂ yr⁻¹ (Total Carbon Flux) (Figure 1). In addition, the emission by biomass burning is responsible for 1.5 Gt CO₂ yr⁻¹¹⁹⁻²¹. These results include all processes in the Amazon, including sinks in mature and secondary forests, in rivers and floodplains, recovery from disturbed forests, and carbon emissions from deforestation, degradation, logging, decomposition, fires, fossil fuels, and agriculture (pasture and crops).

Recent studies have documented a notable increase in the net Amazon carbon balance during 2019 and 2020²⁰, with an 80% increase in deforestation, and a 40% increase in biomass burning compared to 2010-2018. Carbon emissions more than doubled over this period, jumping from 0.9 to 1.9 Gt CO₂ yr⁻¹. Consequently, the Amazon transitioned from being a carbon sink to a discernible carbon source, largely due to the dismantling of measures to control deforestation, forest degradation, fires and lack of law enforcement in the Brazilian Amazon during this period.

Carbon emissions exhibit regional variation, influenced by different climatic conditions due to the magnitude of deforestation and forest degradation²¹. After declining by 83% from 2004 to 2012, Amazon deforestation rates have been increasing, especially in the "arc of deforestation", contributing to substantial warming in this region²¹. While the enforcement of environmental protection policies in Brazil were responsible for reducing deforestation by 83% from 2004 to 2012, more recently (since 2016, and more intensified since 2019) the dismantling of these policies caused a 76% increase in deforestation associated with fire events, alarming the national and international community and causing worldwide protests²².

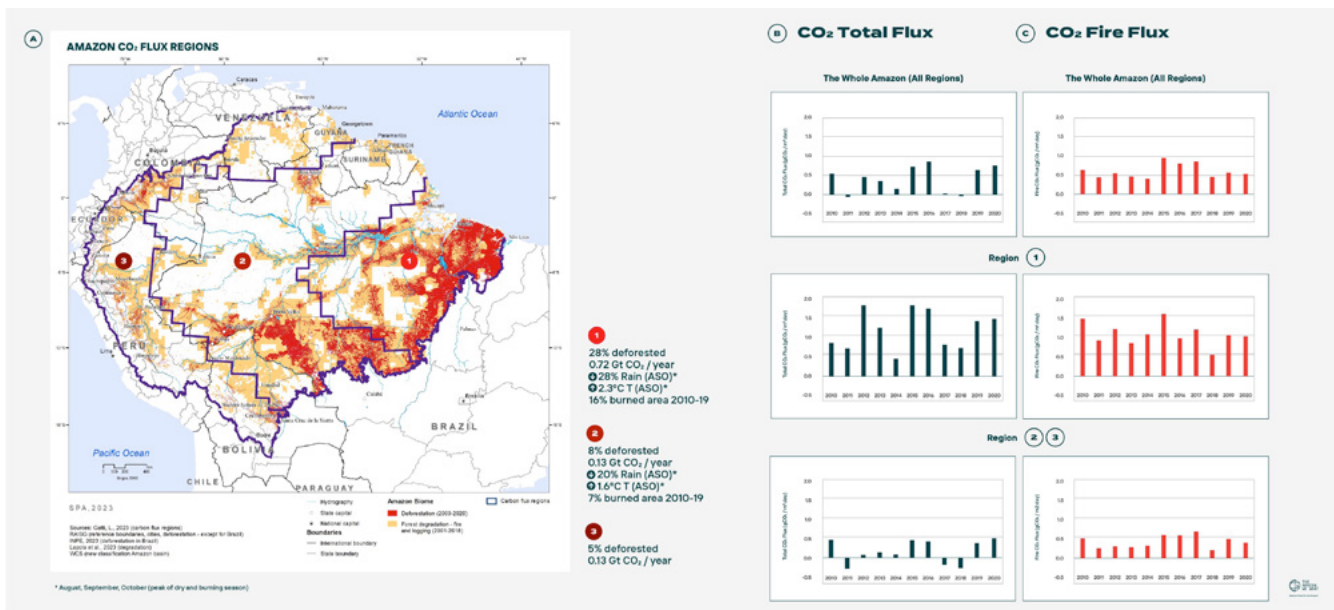


FIGURE 1. Amazon Carbon Flux (2010-2020). A. Regions of influence for the Amazon CO₂ flux connect to deforestation, forest fires, and regional climate change trends, B. CO₂ total flux and fire fluxes for the whole Amazon biome and for the three regions of influence (see ^{20,21}).

An extreme Amazon drought occurred in 2015-2016, impacting over 40% of the Amazon forest biome and increased fire occurrence in the Brazilian Amazon by 36%, with active fires observed across 80 million ha of forest (19% of the Brazilian Amazon)²³. The Amazon has warmed an average of 1.0°C since 1978, which includes an increase of 1.4°C during the peak of the dry season (August-October). In highly deforested regions, the effects are particularly acute. In the southeastern Amazon, where deforestation has affected over 28% of the land area, during August and September (dry season months) temperatures have increased by 3.1°C. In the northeastern Amazon (38% deforested), annual accumulated precipitation has declined by 11%, including dry season losses of 35%, showing that the impacts of forest loss on water cycling can be as significant as the contribution to carbon emissions ^{20,21}. Moreover, the intensification and increase in the length of the dry season represent an increase in forest stress, which will likely amplify carbon losses, especially by fire, as forests become drier and more flammable²⁴ (Figure 2). With the El Niño event of 2023-2024, the Amazon region is again

at risk of large fires due to the intense drought and increased air temperatures²⁵. Associated with high rates of deforestation and the use of fire to manage pastures and agricultural areas – the scenario has been proving catastrophic for local peoples and biodiversity²⁶. Events like this have previously affected the Amazon²⁷, causing yearly degradation of millions of hectares.

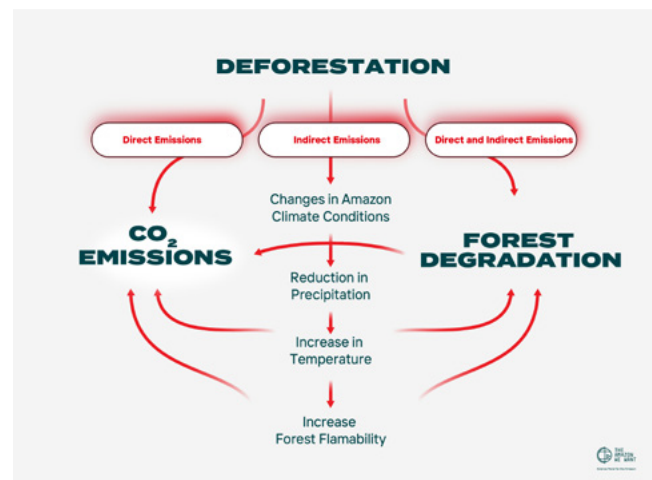


FIGURE 2. Deforestation represents direct and indirect CO₂ emissions. Deforestation promotes changes in the climate of the remaining forest, leaving it more degraded and flammable, promoting additional forest losses.

C. THE POTENTIAL OF CLIMATE CHANGE MITIGATION INITIATIVES TO PROTECT AMAZON FORESTS, BIODIVERSITY, AND LIVELIHOODS

(i) Urgent need to stop all deforestation, degradation, and fires

To prevent the Amazon from becoming a persistent source of carbon emissions^{20,21}, jeopardizing the success of climate mitigation and adaptation efforts, it is imperative to implement globally and nationally coordinated urgent actions aiming at achieving zero deforestation, forest degradation, and fires in the Amazon. Achieving this goal by 2030 may be too late. There is a need for urgent actions, such as an immediate moratorium on deforestation²⁸ and specific policies to prevent the movement of agribusiness from climatologically affected regions (southern Brazil) towards the Amazon regions, inducing worsening of severe drought conditions²⁹.

From 2004 to 2012, Brazilian policies and forest law enforcement approaches were important instruments related to the reduction of deforestation supporting natural forest regeneration^{30,31}. In recent years (2019 and 2020, compared to 2010-2018), an increase in deforestation was observed associated with a 13% increase in cattle herds, a 70% increase in the area planted with grains (soybeans and corn), and a 700% in wood exports in the Amazon¹⁹. The increase in the deforestation rates since 2013 has led to the failure of the targets stipulated by the National Climate Change Policy (Law n° 12,187/2009) to reduce deforestation to 3,925 km² by 2020³¹.

National and global policies, law enforcement and control of economic incentives for the agricultural commodities market in the Amazon contribute significantly to combating deforestation and

forest degradation³². Administrative, criminal and civil sanctions related to environmental violations act as disincentives to practices of illegal deforestation^{33,34}. Public–private policy partnerships are crucial for enhancing supply-chain initiatives to eliminate deforestation from company operations or supply chains, motivated by corporate social responsibility and growth strategies as well as international boycotts such as the recent EU initiatives^{35,36}.

In the Brazilian Amazon biome, the officially released deforestation rate in November 2023 revealed a 40% reduction from August 2022 to July 2023 compared to the period from August 2021 to July 2022³⁷. From January through October 2023, deforestation in the Legal Brazilian Amazon reduced close to 50% compared to the same period of 2022³⁸. Similarly, the Colombian Amazon exhibited a noteworthy reduction of 36% in deforestation during 2022 compared to the preceding year. In Brazil and in Colombia, this success in combating deforestation can be attributed to the return the implementation of renewed national plans to curb deforestation^{39,40}, and political will, with action strategies aimed at environmental monitoring, regulation of land tenure and territorial planning, collection of environmental fines, interventions and confiscation of equipment, and others. The economic regulation and fiscal incentives to reduce deforestation is expected to increase the success in promoting sustainable activities.

Resolving these fundamental issues requires strong and coordinated commitments from the Amazonian countries at national and sub-national levels to deal with the deep roots of deforestation. The deforestation land-market in the Amazon has fueled it with illegal activities being reinforced by deterioration of democracy in recent years⁴¹. The Amazon land market has converted millions of hectares of public land into private properties contributing to create an ecosystem of crime

involving: violence, illegal land acquisition, illegal logging, mining, fraud, money laundering, and other illegal practices. The Belém Declaration, signed by the eight Amazonian countries during the Amazon Summit on August 9, 2023, represents an advance in the future perspective. However, its commitments are still insufficient considering the urgency of climate change currently observed. Challenges remain surrounding Amazonian states' willingness and capability to implement and maintain effective regulatory policies over time⁴². Collective commitments under the New York Declaration on Forests and initiatives like the Tropical Forest Alliance 2020 highlight global efforts in catalyzing deforestation-free commodities supply chains.

In the Amazon fire is already a major source for forest degradation. The best means for controlling forest fires is prevention, which will require an extensive and intensive educational effort, not only in the formal school systems, but also with rural producers and decision-makers. An additional incentive will be that by controlling fires, the impact of smoke pollution in the Amazon will diminish, a factor that currently is contributing tens of thousands of premature deaths⁴³ and reducing years of life expectancy⁴⁴. The potential for fire increases in a hotter Amazon with a longer dry season. The recovery rates decrease one fourth (25%) in the most water-deficient regions of the Amazon, a potential reduction in the carbon sink of these forests as a response to future changes in hot and dry climate extremes⁴⁵.

Despite global calls for a low-carbon economy, fossil fuel exploitation still persists and increase in the Amazon, without adequate attention to its climate, ecological, and cultural impacts. 10.5% (62 Mha) of the Amazon biome is currently involved in oil and gas activities, being 68% and 16% of all wells, respectively, overlapping with Indigenous territories and protected areas. Oil blocks overlap significantly in the Andean-Amazonian countries,

specifically the Ecuadorian (59%), Bolivian (34%), and Colombian (36%) Amazon. Adopting a territorial suitability approach for infrastructure expansion in the Amazon, in which cultural and ecological diversity take precedence, is essential^{46,47}.

(ii) Build 'Arcs of Forest Restoration'

Forest restoration is critical as a component to address carbon emissions regionally and to contribute to the global effort to reducing carbon emissions and increasing carbon absorption. On local and regional scales, forest restoration provides multiple ecosystem services, such as maintaining water flows, conserving biodiversity, and reducing heat stress^{48,49}.

The Amazon has around 50 million ha under different land tenure categories, including untitled public and private lands and collective properties with potential to be restored³. Priorities for restoration should be given to regions with substantial accumulations of deforestation and degradation, as well as those undergoing more stressful conditions by climate changes: (i) primarily, within the Arc of Deforestation spanning southern and eastern Amazon, and then (ii) across the Andean-Amazonian Arc of Deforestation, which traverses Colombia, Ecuador, and Peru (Figure 3)³.

These tens of millions of hectares with potential for restoration include degraded forests and forests under different stages of regrowing after deforestation (i.e., secondary forest (SF)). Forests degraded through logging, forest fires and edge effect covered 36 million ha of the Amazon biome between 2001 and 2018⁵⁰. In the Amazon, SF covers 14 million ha only in the Brazilian Amazon biome⁶ and can recover slightly more than one-third (37%) of its previous above-ground carbon within 20 years⁴⁵, sequestering between 4.8 tCO₂ ha⁻¹ year⁻¹ (eastern Amazon) to 11.0 tCO₂

ha⁻¹ yr⁻¹ (western Amazon)⁴³. Maintaining SF can contribute to reducing Brazil's net emissions by 5.5% by 2030 considering its Nationally Determined Contribution⁶. Logged over forests have a carbon sink of approximately 4.9 tCO₂ ha⁻¹ year⁻¹⁵¹. While it may require several decades for above-ground biomass and species diversity to fully restore to levels seen in old-growth tropical forests (90% recovery in 12 and 6 decades, respectively), the restoration of forest functioning, which encompasses forest carbon cycling and recovery capability after disturbance —take place at a much swifter rate (90% recovery in 3 to 27 years)⁵². The restoration of secondary forests and degraded forest by selective logging represents lower opportunity cost compared to other alternatives for forest restoration⁵³ (e.g., planting of agroforestry and silvicultural systems) and can be encouraged through the provision of certification and accreditation of these initiatives and the development of a viable credit market^{54,55}. The combined efforts to protect old growth forest, while regenerating degraded and secondary forests have the potential to accumulate an average of 62 Mt C yr⁻¹⁴⁵.

The restoration of deforested or degraded lands must also encompass agroforestry systems (AFS) aimed at atmospheric carbon removal, as well as delivering a diverse array of ecological and socio-economic benefits². This includes the cultivation of native species such as cacao (*Theobroma cacao*), cupuaçu (*Theobroma grandiflorum*), açai (*Euterpe oleraceae*), and babassu (*Attalea speciosa*)⁵⁶. Agroforestry systems can also be implemented in deforested Legal Reserves converted to pastures or crop cultivation, in accordance with the Brazilian Forest Code (Law 12,651/2012), to make significant contributions to climate change mitigation and adaptation. AFS have the potential to uptake carbon, with estimates ranging from 29 Mt CO₂ ha⁻¹ over 10 years to as much as 202 Mt CO₂ ha⁻¹ over a period exceeding 30 years⁵⁶.

While arborization in urban areas in the Amazon, where much of the region's population lives, could be a modest carbon sink, it can have a tremendous social benefit for reducing the heat island effect and improve human well-being in a warming climate⁵⁷ while enhancing the array of ecological services provided within urban ecosystems. Ecosystem restoration should be reconsidered in its relation to urban areas as part of holistic landscape recovery strategies with high potential for local participation⁵⁸. The urban Amazon now comprises more than 50% of the population of 48 million, and up to 70% in the Brazilian Amazon. Urban centers typically have higher solar absorption, lower solar reflectivity (albedo) and greater thermal capacity/conductivity, more impermeable surfaces, higher pollution levels compared to the surrounding areas. All these characteristics produces intense heat island effects in the tropical cities. The Amazonian cities of Belém and Manaus have the highest urban heat island indices in Brazil, with Manaus coming in at 4.2 °C UHI (Urban Heat Island) differential from surrounding areas^{59,60}. While the more general CO₂ uptake in urban areas remains understudied, the few studies that exist on CO₂ uptake show much higher rates of absorption compared to temperate zone sites in the very small sites that have been studied⁶¹. Environmental impacts of urban vegetation (massive increase in trees plantation, green roofs, green facades, vertical greeneries, and green pavements) can significantly mitigate the UHI intensity, both directly and indirectly, resulting in the decrease of urban air temperature and mean radiant temperature. The impact of greenery on the urban ecosystem from a physical point of view include a partial compensation of greenhouse gas (GHG) emissions by carbon fixation, decrease temperature, thermal comfort, energy-use reduction, flood protection and improved runoff-water quality. In addition, the widespread use of dooryard agroforestry as well as relatively diverse public plantings provide habitats and food security⁶².

To ensure the success of restoration projects in terms of long-term ecosystem service recovery and reduced carbon emissions, justifying the associated costs, restoration efforts may demand a combination of native regeneration and replanting native species^{3,63} considering choices of plant species adapted to current and future climate change impacts⁶⁴. Focusing on “how and where to restore,” contribute to more realistic

spatial prioritization⁶⁵. For instance, species-rich forests demonstrate greater temporal stability in carbon (C) capture and are more resistant to drought compared to monodominant plantation (e.g., eucalyptus), enhancing climate change mitigation efforts while providing additional benefits for biodiversity conservation and other ecosystem services⁶⁶.

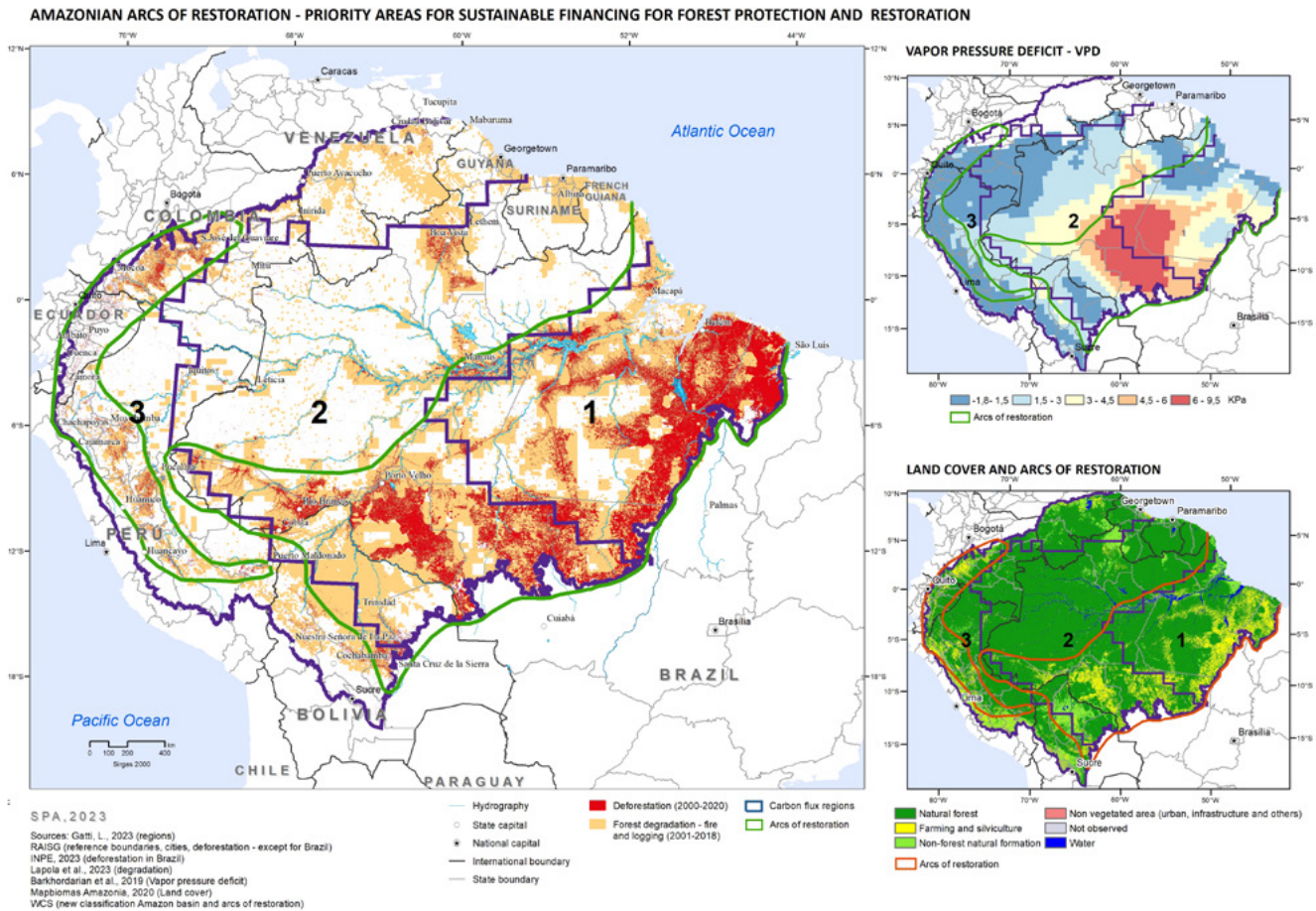


FIGURE 3. Priorities areas for sustainable financing for Amazon forest restoration and protection. Prioritizing areas marked by significant deforestation and forest degradation, as well as those experiencing hotter and drier environments. Land use and land-cover types underscores the political and financing challenges associated with landscape restoration.

(iii) The knowledge of Indigenous peoples and local communities, contributing to forest restoration strategies, biodiversity and forest management

Indigenous territories (ITs) store approximately 10%–20% of global forest carbon stocks⁶⁷, and are

a critical component of national and international climate mitigation efforts. Forests in ITs in all eight Amazonian countries and French Guiana acted as net carbon sinks from 2001 to 2021, but the amount of sequestration varied significantly between countries⁶⁸. Forests outside ITs in the Amazon biome were a net carbon source during

the same period, emphasizing the crucial role of Indigenous territories in protecting the forests and mitigating climate change. In 2016, ITs of all Amazon countries stored 24,641 M tC, Venezuela (85%), Ecuador (81%), and Colombia (73%) having the largest proportion of their carbon within ITs⁶⁹.

While to a lesser extent, Indigenous territories and protected areas in the Amazon also face pressure from deforestation and degradation. Over the past 37 years, 10% of the remaining forest and 17% of its diverse natural vegetation have been lost^{67,70}. Illegal mining has become a major threat in Brazilian ITs, causing deforestation rates to rise 195% in 2019-2020⁷¹ and almost doubling CO₂ emissions in these areas. This destruction weakens the resilience of the forest⁷², and forest-dependent people, to adapt to climate change, address food insecurity, and avert water crises⁷³. These circumstances highlight the persistent pressure faced by ITs and other protected areas, as well as the concerning fact that deforestation rates in the vicinity of protected areas are significantly higher than rates within them⁷⁴. Consequently, this situation serves as a crucial test of the commitment of governments in the region to effectively conserve the forest and sustain the well-being of its original inhabitants. A significant challenge lies in the form of insufficient financial resources. This presents a major hurdle in achieving the ambitious global restoration goals set forth in climate agreements^{75,76}.

In spite of the threats and pressure on IPLCs territories, they have used their ancestral knowledge systems to deal with natural and anthropogenic external disturbances in order to resist and survive⁷⁷. The relationship of IPLCs with natural resources (e.g., forests and rivers) are based on ancient empirical management practices which ethnobiological sciences corroborated help keep integrity of forest and river ecosystems and support local species, guaranteeing their food security⁷⁸. They are great landscape

managers via slash-and-burn secondary forest rotation strategies, and decentralized forest management⁷⁹⁻⁸³. Complex fire management is also part of the management repertoire inside their territories to manage fuel material, promote better food for grazing animals, and improve hunting⁸⁴⁻⁸⁶. Their knowledge on management which includes the right time to burn (e.g., early in the dry season) which reduces the potential of an intense and uncontrolled fire⁸⁵, or the knowledge on when and how to use secondary forests in agriculture production and the management of secondary forests for an array of goods. In addition, Indigenous peoples also have been active forest recuperators, managing the landscape for centuries restoring and enriching forest areas with species that are important for their livelihoods (e.g., fruits, plants used for utensils or housing)⁸⁷.

In sum, in a situation where forests and rivers inside IPLCs' territories are becoming more degraded due to external pressures of land use change and climate change, their knowledge on how to manage disturbances and create a sustainable/resilient landscape is ever more needed. For example, ancient knowledge on how to manage "cultural fires" have been acknowledged as important assets for modern prescribed burns as well as for creating Amazon Dark Earths, the highly productive anthropogenic soil found widely in the Amazon⁸⁸. Following IPLC strategies to address disturbances that cause degradation is a way to incorporate centuries of learning through viable and tested adaptation strategies integrated with current scientific approaches to generate better tactics for large scale restoration, biodiversity, and forest management.

(iv) Nature-based Solutions (NbS) through forest conservation and restoration can be achieved if climate finance can be attracted and deployed at the scale needed to tackle this environmental challenge

The challenges mentioned above require the deployment of funding at scale to counteract the processes and trends that are affecting the Amazon region (Figure 4).

The importance of native vegetation and nature-based solutions to climate change mitigation has been widely recognized at both the UN level and in voluntary agreements. Carbon markets have existed since the 1990s and over the last years have given more importance to Nature-based Solution, with financial pledges worth tens of billions of dollars⁸⁹. These new sources of capital have been directed to a variety of NbS activities, including REDD+ (Reducing Emissions from Deforestation and Forest Degradation), forest protection, restoration, blue carbon, sustainable

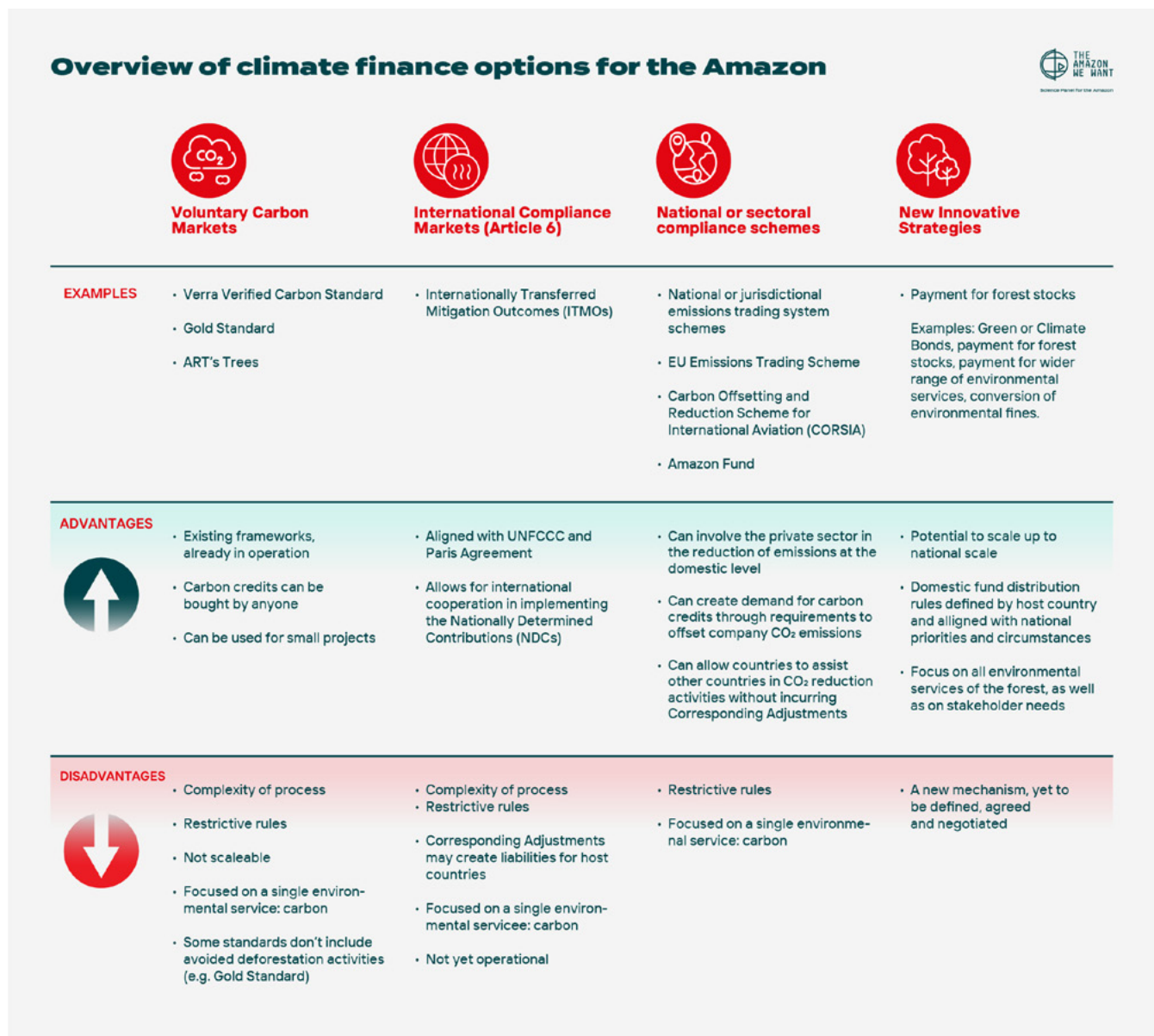


FIGURE 4. Overview of climate finance options for the Amazon.

agriculture, soil management, and grazing land management⁹⁰.

Internationally, there is a recognition that carbon markets are not a panacea to attract and deploy climate finance and that new environmental finance approaches need to be developed and deployed to fight carbon emissions and losses of ecosystem services. This is because the rules and architecture of carbon credit creation and sales create limitations to scaling up. Carbon markets are based on the trading of carbon credits or mitigation outcomes that represent a tonne of CO₂ reduced or removed from the atmosphere. Carbon credits are created according to the modalities, rules and requirements of different standards, depending on the markets where they will be sold and the intended final use of these instruments.

Carbon trading today can be broadly divided into three main categories depending on the end use of the carbon instrument: international compliance markets under the Paris Agreement, domestic or regional carbon markets, and voluntary carbon markets (VCM). Each of them has different rules, and requirements that could be applicable or not to different project types, including NbS.

INTERNATIONAL COMPLIANCE MARKETS

International compliance markets refer to transactions involving parties with commitments of emission reductions adopted with the UNFCCC, originally under the Kyoto Protocol and now the Paris Agreement, signed in 2015⁹¹. Article 6 of the Paris Agreement creates the basis for international cooperation in implementing the Nationally Determined

Contributions (NDCs) adopted by parties via a new international carbon market aiming at reaching a net-zero greenhouse gas (GHG) emissions scenario. Its Article 6.2 recognizes 'cooperative approaches' between Parties that provide financial assistance to one another in exchange for an amount of 'Internationally Transferred Mitigation Outcomes' (ITMOs), and its Article 6.4 refers to emission reductions and removals from mitigation activities developed by the public and private sectors. Transactions using some sections of Article 6 require the use of corresponding adjustments, an accounting mechanism that subtracts the GHG mitigation outcomes occurring from the host country's account and adds it to the importing country's account so that there is no double-counting of the mitigation unit and the emission reduction or removal outcomes only contribute to the NDC of a single country. The requirement for corresponding adjustments, however, can have a negative impact on host countries. If they export their low-cost mitigation outcomes, host countries would still need to invest in additional mitigation outcomes to reach their NDCs⁹². Depending on the costs of the mitigation outcomes exported, and the costs of the remaining mitigation options available to the host country, such transfers could result in negative economic impacts for the host country (Box 1). On the other hand, voluntary transactions without corresponding adjustments (under the VCM and some modalities of Article 6⁹³), can assist countries in meeting their NDC targets as these do not need to be debited from the host country's account and added to the national account of the buyer.

BOX 1: Corresponding adjustments and their impact on host countries

In order to ensure the integrity of the international GHG accounting system, cross-boundary transfers of mitigation outcomes must be accounted for by a system of Corresponding Adjustments. This mechanism subtracts the GHG mitigation outcomes occurring from the host country's account and adds it to the importing country's account so that the outcomes contribute to the NDC of a single country.

The requirement for corresponding adjustments, however, can have a negative impact on host countries. By exporting their mitigation outcomes, the host country still needs to invest in additional mitigation outcomes to reach their NDCs. Depending on the costs of the mitigation outcomes exported, and the costs of the mitigation options still available to the host country, such transfers could result in negative economic impacts for the host country. The exact costs to host countries vary depending on the marginal abatement cost curve (MACCs) of each country.

Given that investors usually look for low-cost mitigation options, the host country may be left with higher mitigation outputs to meet their NDCs. The result is that the overall cost of meeting NDCs will increase at the national economy level. A recent study for the World Bank Climate Market

Clubⁱ estimates that the opportunity costs to developing countries ranges from \$20 to \$78 /tCO₂e. Consequently, programs that purchase and export credits at, e.g., \$10/tCO₂e, result in an additional abatement cost of \$10-68 to the host country. In order to avoid this environmental liability, host countries would need to impose levies on these transactions, charging the residual cost of abatement available to the country after exporting carbon credits.

Alternatively, voluntary carbon markets could provide the basis for international climate cooperation without being detrimental to host countries' targets. The emission reductions created by voluntary projects do not need to be reflected in any official accounts: the seller's credits are not debited from the host country's account, and not added to the national account of the buyerⁱⁱ. Voluntary transactions without corresponding adjustments, instead, can assist countries in meeting their NDC targets and result in emission reductions that either contribute to, or that are additional to the targets of the Paris Agreement, a truly positive outcome.

ⁱ Climate Market Club. Article 6 Approach Paper Corresponding Adjustment and Pricing of Mitigation Outcomes. DRAFT May 2022.

ⁱⁱ Of course, this would not be the case for "mitigation outcomes authorized for use towards achievement of NDCs and/or Other International mitigation purposes" (e.g., CORSIA and the VCM). In this case, the emission reductions should be subjected to corresponding adjustments.

NATIONAL OR SECTORAL SCHEMES

While UNFCCC targets were adopted only by parties of the convention (i.e., countries), many countries have introduced measures to involve the private sector in the effort to reduce emissions at the domestic level, both voluntarily and for compliance purposes. These include the European Union Emissions Trading System (EU ETS), the United Kingdom Emissions Trading System (UK ETS), the Regional Greenhouse Gas Initiative (RGGI) in the US, and emissions trading system schemes in China, California, and Quebec, among others. Additionally, the sectoral Carbon Offsetting and Reduction Scheme for International Aviation (CORSIA) also creates demand for carbon credits through a requirement to offset international aviation CO₂ emissions. In Amazon countries, Colombia has implemented a number of schemes including a carbon tax on fossil fuels, and a portion of revenues from the tax has been earmarked for forest conservation projects in the Amazon⁹⁴. Guyana and Suriname entered into contractual agreements with oil and gas companies to acquire emission reduction credits from its land use sector. And Brazil has had the Amazon Fund since 2006 and is now creating new models of public incentives for carbon management including forest concessions for carbon management, BNDES's Floresta Viva funding line for forest restoration, and the low carbon agriculture credit line (Fundo ABC) of the Federal Government. It is expected that additional domestic schemes will be created as a result of commitments from countries in the region to the Paris Agreement.

VOLUNTARY CARBON MARKETS

The Voluntary Carbon Market (VCM) refers to transactions of carbon credits purchased by companies, individuals, or governments on a voluntary basis. While this was previously a relatively small market, it has grown to around USD 2 billion in 2023 and is expected to grow significantly more⁹⁵. While, theoretically, voluntary transactions can purchase credits created by any mitigation activities, buyers are concerned about the reputational risk of buying credits that are not certified according to internationally recognized standards (e.g., Verra, Gold Standard, ART's TREES, ART's HFLD High Forest-Low Deforestation standard, etc.). The main driver of demand for the VCMs is corporate commitments to reduce their GHG footprints to align with guidance from industry advisory bodies such as the Science-Based Targets Initiative (SBTi), the Carbon Disclosure Project (CDP), and the Accountability Framework Initiative. In order to support the growth of the voluntary carbon market, the Integrity Council for the Voluntary Carbon Market (ICVCM) was created in 2021 to set threshold guidance governing integrity of high-quality carbon credits representing the supply side of the market, and the Voluntary Carbon Markets Integrity Initiative (VCMI) was created in 2021 to guide companies on how to use carbon credits in a credible and transparent way, representing the demand side of the market. Over the last three decades, thousands of voluntary carbon projects and programs that generate carbon credits were developed worldwide, including REDD+ and forest conservation activities. Some of these mitigation interventions were developed and implemented with Indigenous peoples and local communities, as for instance the REDD-Suruí project (Box 2) or the German Development Bank's REDD Early Movers program in Acre and Mato Grosso, which illustrates how Indigenous peoples participated in jurisdictional emission reduction efforts⁹⁶.

BOX 2. Forest Carbon Suruí: Indigenous-Led Carbon Forest Project

Emerging markets for carbon credits have at times been called misleading, with some companies not delivering the promised environmental benefits. Land and socio-environmental conflicts have also been attributed to companies developing REDD+ projects that have “seized” carbon from areas belonging to Indigenous peoples and local communities. Indigenous-led REDD+ projects are still few and far between, with the Suruí REDD+ project on Sete de Setembro Indigenous Land being the first project to comply with a REDD+ validation process⁹⁷.

The “Projeto Carbono Florestal Paiter Suruí,” was an initiative undertaken by the Suruí Indigenous people in Brazil. By harnessing the potential of their forested land to generate financial income, the project aimed to enable the Suruí to implement and manage sustainable activities across various domains such as education, culture, health, and the environment. The project’s overarching goal was to achieve these objectives independently, eliminating the need for external intermediaries.

The project’s origins were deeply intertwined with the Suruí people’s historical role as guardians of the forest. Indigenous communities, including the Suruí, have traditionally served as protectors of their territories, preserving the rich biodiversity and cultural heritage present within their lands. In the 21st century, this role has taken on renewed significance as environmental challenges such as deforestation, degradation, and resource exploitation persist. By capitalizing on their expertise and knowledge, the Suruí championed a proactive approach to sustainable development while safeguarding the intricate balance of their ecosystem.

The project provided financial benefits relating to forest restoration and monitoring, but was also threatened through illegal invasions by loggers and miners which resulted in the deforestation of 10,000 hectares of forest. Ultimately, the project was discontinued due to implementation challenges, but it remains an important example of the potentials and challenges faced by IPLC-led projects. Among them, the difficulties in aligning the objectives of all members of IPLC communities to avoid conflicting views on land use that could lead to disputes – for example, on whether to allow mining or timber extraction in areas that other members of these communities committed to forest protection and REDD+⁹⁸.

CHALLENGES AND LIMITATIONS OF CARBON FINANCE

To ensure climate impact, carbon standards introduce a series of requirements to ensure the environmental integrity of emission reduction or removal results that are represented by issued carbon credits. The exact rules of these standards differ, especially amongst methodologies for

projects or jurisdictional programs, but all carbon-crediting programs are focused on three main requirements: ensure additionality (i.e., that projects would not have happened without carbon finance), avoid leakage (i.e., that project interventions do not result in emissions or deforestation elsewhere), and guarantee permanence of carbon impact (i.e., that carbon stocks created by carbon-funded projects are maintained for the long term).

Demonstration of compliance with these requirements poses significant challenges to project development and approval. Doubtful additionality is the main reason for project reviews and rejections, leakage is still seen as a major risk related to land use projects, and the possible reversibility of the GHG benefits from forestry projects has raised questions about the environmental integrity of land-use based mitigation interventions^{99,100}. In order to deal with some of the challenges of project-based accounting, jurisdictional REDD+ standards were developed, including Verra's Jurisdictional & Nested REDD+ (JNR) and ART's TREES, a standard for government-led jurisdictional programs. Given the recent introduction of TREES in 2021 and the complexity of meeting all the requirements, only one jurisdiction has successfully completed the registration, validation, and verification processes and been issued carbon credits^{99,100} to date, while other Amazon countries and jurisdictions have started the process, including Colombia, Peru, and the states of Amapá, Maranhão, and Tocantins in Brazil. Similar to project-based activities, jurisdictional approaches are also exposed to criticisms from market stakeholders¹⁰¹.

Another barrier of VCM carbon finance that is specific to project-based approaches relates to the requirement of "regulatory surplus" – i.e., that the activities receiving carbon finance are over and above the requirements of any law or regulatory framework. In the case of countries with very low levels of law enforcement, this requirement creates a serious impediment to project-based carbon finance. It is clear that most forest conservation projects in the Brazilian Amazon, for instance, will not occur in the absence of financial incentives but these rules limit the role of project-based methodologies to support them¹⁰². Regulatory surplus would also prevent climate finance from funding forest restoration of legal reserve areas

in Brazil, given that in theory these areas should be restored to comply with the Brazilian Native Vegetation Protection Law (NVPL). Project-based methodologies could instead adopt the "common practice" approach used by the UNFCCC to analyze whether compliance with laws requires financial incentives. Challenges around proving regulatory additionality, which is required by many project-based standards, can be addressed by jurisdictional-scale implementation of programs such as ART, or through new innovative forms of climate finance at the landscape level (see next section).

Innovative strategies in the realm of environmental finance: moving towards climate finance at a landscape scale

As discussed in the previous section, project-based carbon trading has limitations that prevent the deployment of finance at the scale needed for the Amazon. Furthermore, its focus on the single objective of carbon storage or sequestration, rather than addressing the drivers and impacts of climate change, limits the wider impacts needed to maintain the ecological function of the region. Proposed new systems of payments for specific environmental services (e.g., biodiversity credits), are likely to suffer from similar constraints and challenges as carbon credits. A new approach is needed to address the scale of the challenge and provide the multiplicity of environmental services desired.

A possible approach is to develop inclusive programs at the landscape level, covering whole regions or states, including all stakeholders involved with the regions, from private landowners and IPLCs to municipal, state and government agencies. Program participants would receive financial incentives

for adopting, monitoring, and enforcing environmentally positive land use practices selected to optimize the provision of a whole range of environmental services, including protection and sequestration of carbon stocks, water storage and flows, temperature regulation, biodiversity conservation, reduction of fires and air pollution, as well as new sources of financial support for IPLCs.

This can be achieved through activities promoting forest protection, ecosystem restoration, and sustainable agriculture. Such prioritization should also take into account the UNFCCC Cancun safeguards, and implementation of activities should incorporate IPLC knowledge. Given the wider range of objectives, the basic metrics and key performance indicators for the programs could move from “tonnes of carbon” to “hectares of forests”, especially if the sources of finance are not related to carbon markets¹⁰³. Forest cover and other environmental benefits could be measured adopting existing methodologies and using remote sensing platforms such as those of INPE37 and MapBiomas⁷⁰. Climate benefits could be reported using the Forest Reference Levels (FRELs) prepared for the UNFCCC or whatever requirement of the providers of finance¹⁰⁴.

Funding for the programs could come from a combination of approaches, including climate bonds (e.g., Uruguay¹⁰⁵ and Brazil¹⁰⁶), carbon and biodiversity markets (both compliance and voluntary), conversion of environmental fines, payments for carbon stocks^{107,108}, REDD+ Results Units, levies on fossil fuel production, or Payments for Performance of projects under Article 5 of the Paris Agreement.

ACKNOWLEDGMENTS

The authors are grateful to those who contributed to this policy brief. This includes the expert opinions of Thales P West, Julia Paltseva, Marcos H Costa, Marielos Peña-Claros, Carlos Nobre, Cassiano Lavras, Vagner Camilotti, and Alessandro Araújo and contributors to the Public Consultation, Camilo Torres Sanchez and Luiza Muccillo Bica de Barcellos. We are also grateful to the SPA Technical Secretariat. Copyedited by Eliran Oz. Translated from English into Portuguese by Diego Oliveira Brandão and into Spanish by Federico Viscarra. Support from Gabriel Sperandeo.

REFERENCES

1. IQAir. Air quality in Manaus. IQAir. Published November 2023. Accessed November 22, 2023. <https://www.iqair.com/brazil/amazonas/manaus>
2. Garrett R, Ferreira J, Abramovay R, et al. *Supporting Sociobioeconomies of Healthy Standing Forests and Flowing Rivers in the Amazon.*; 2023.
3. Barlow J, Anderson L, Berenguer E, et al. *Policy Brief: Transforming the Amazon through 'Arcs of Restoration.'*; 2022. doi:10.55161/KJCS2175
4. Malhi Y, Girardin C, Metcalfe DB, et al. The Global Ecosystems Monitoring network: Monitoring ecosystem productivity and carbon cycling across the tropics. *Biol Conserv.* 2021;253:108889. doi:10.1016/J.BIOCON.2020.108889
5. Malhi Y, Melack J, Gatti L V., et al. Biogeochemical Cycles of the Amazon. In: Nobre C, Encalada A, Anderson E, et al., eds. *Amazon Assessment Report 2021*. United Nations Sustainable Development Solutions Network; 2021.

6. Heinrich VHA, Dalagnol R, Cassol HLG, et al. Large carbon sink potential of secondary forests in the Brazilian Amazon to mitigate climate change. *Nature Communications* 2021 12:1. 2021;12(1):1-11. doi:10.1038/s41467-021-22050-1
7. Friedlingstein P, O'sullivan M, Jones MW, et al. Global Carbon Budget 2022. *Earth Syst Sci Data*. 2022;14(11):4811-4900. doi:10.5194/ESSD-14-4811-2022
8. Solomon S, Plattner GK, Knutti R, Friedlingstein P. Irreversible climate change due to carbon dioxide emissions. *Proc Natl Acad Sci U S A*. 2009;106(6):1704-1709. doi:10.1073/pnas.0812721106
9. Arraut JM, Nobre C, Barbosa HMJ, et al. Aerial Rivers and Lakes: Looking at Large-Scale Moisture Transport and Its Relation to Amazonia and to Subtropical Rainfall in South America. *J Clim*. 2012;25(2):543-556. doi:10.1175/2011JCLI4189.1
10. Nepstad DC, De Carvalho CR, Davidson EA, et al. The role of deep roots in the hydrological and carbon cycles of Amazonian forests and pastures. *Nature*. 1994;372(6507):666-669. doi:10.1038/372666a0
11. Salati E, Vose PB. Amazon basin: a system in equilibrium. *Science*. 1984;225(4658):129-138. doi:10.1126/SCIENCE.225.4658.129
12. Staal A, Fetzer I, Wang-Erlandsson L, et al. Hysteresis of tropical forests in the 21st century. *Nature Communications* 2020 11:1. 2020;11(1):1-8. doi:10.1038/s41467-020-18728-7
13. Marengo JA, Espinoza JC, Fu R, et al. Long-term variability, extremes and changes in temperature and hydro meteorology in the Amazon region. In: 1. J. A. Marengo, J.-C. Espinoza, R. Fu, J. C. J. Muñoz, L. M. Alves, H. R. da Rocha, J. Schöngart, in *Amazon Assessment Report 2021*, C. et al. Nobre, Ed. (United Nations Sustainable Development Solutions Network, New York, USA 2021)., ed. *Amazon Assessment Report 2021*. United Nations Sustainable Development Solutions Network; 2021.
14. Uribe M del R, Coe MT, Castanho ADA, Macedo MN, Valle D, Brando PM. Net loss of biomass predicted for tropical biomes in a changing climate. *Nature Climate Change* 2023 13:3. 2023;13(3):274-281. doi:10.1038/s41558-023-01600-z
15. Read D et al. *The Role of Land Carbon Sinks in Mitigating Global Climate Change*.; 2001.
16. Hirota M, Nobre CA, Arieira J, et al. *A Call for Global Action to Move the Amazon Forest System Away from Tipping Points*.; 2022.
17. Boulton CA, Lenton TM, Boers N. Pronounced loss of Amazon rainforest resilience since the early 2000s. *Nature Climate Change* 2022 12:3. 2022;12(3):271-278. doi:10.1038/s41558-022-01287-8
18. Matricardi EAT, Skole DL, Costa OB, Pedlowski MA, Samek JH, Miguel EP. Long-term forest degradation surpasses deforestation in the Brazilian Amazon. *Science*. 2020;369(6509):1378-1382. doi:10.1126/SCIENCE.ABB3021
19. Gatti L V, Melack J, Basso LS, et al. Chapter 6A: The Amazon Carbon Budget. In: *Amazon Assessment Report 2021*. UN Sustainable Development Solutions Network (SDSN); 2021. doi:10.55161/VNBV7494
20. Gatti L V., Cunha CL, Marani L, et al. Increased Amazon carbon emissions mainly from decline in law enforcement. *Nature*. Published online September 14, 2023. doi:10.1038/S41586-023-06390-0
21. Gatti L V., Basso LS, Miller JB, et al. Amazonia as a carbon source linked to deforestation and climate change. *Nature* 2021 595:7867. 2021;595(7867):388-393. doi:10.1038/s41586-021-03629-6
22. Langlois J, Mendonça E. *Amazon Fires Trigger Protests Worldwide*. Mongabay. Published online 2019. Accessed September 20, 2023. <https://news.mongabay.com/2019/08/amazon-fires-trigger-protests-worldwide/>

23. Aragão LEOC, Anderson LO, Fonseca MG, et al. 21st Century drought-related fires counteract the decline of Amazon deforestation carbon emissions. *Nat Commun.* 2018;9(1):536. doi:10.1038/s41467-017-02771-y
24. Brando P, Macedo M, Silvério D, et al. Amazon wildfires: Scenes from a foreseeable disaster. *Flora.* 2020;268:151609. doi:10.1016/J.FLORA.2020.151609
25. Rodrigues M. The Amazon's record-setting drought: how bad will it be? *Nature.* 2023;623(7988):675-676. doi:10.1038/D41586-023-03469-6
26. Drought in the Amazon is fueling fires and killing dolphins - The Washington Post. Accessed November 22, 2023. <https://www.washingtonpost.com/climate-environment/2023/11/10/amazon-drought-deforestation/>
27. Berenguer E, Lennox GD, Ferreira J, et al. Tracking the impacts of El Niño drought and fire in human-modified Amazonian forests. *Proc Natl Acad Sci U S A.* 2021;118(30):e2019377118. doi:10.1073/PNAS.2019377118/SUPPL_FILE/PNAS.2019377118.SAPP.PDF
28. SPA. Science Panel for the Amazon. Policy Brief: Contribution to the Amazon Summit - IV Meeting of Presidents of the Parties to the Amazon Cooperation Treaty Organization (ACTO).; 2023. Accessed November 21, 2023. https://www.theamazonwewant.org/wp-content/uploads/2023/08/20230803-SPA-Policy-Brief-EN_approved.pdf
29. Marengo JA, Jimenez JC, Espinoza JC, Cunha AP, Aragão LEO. Increased climate pressure on the agricultural frontier in the Eastern Amazonia-Cerrado transition zone. *Scientific Reports* 2022 12:1. 2022;12(1):1-10. doi:10.1038/s41598-021-04241-4
30. Larrea-Alcázara DM, Cuví N, Valentim JF, Diaz L, Vidal S, Palacio G. Economic drivers in the Amazon after European Colonization from the Nineteenth Century to the Middle of the Twentieth Century (the 1970s). In: Nobre C, Encalada A, Anderson E, et al., eds. *Amazon Assessment Report 2021.* United Nations Sustainable Development Solutions Network; 2021.
31. Silva Junior CHL, Pessôa ACM, Carvalho NS, Reis JBC, Anderson LO, Aragão LEOC. The Brazilian Amazon deforestation rate in 2020 is the greatest of the decade. *Nature Ecology & Evolution* 2020 5:2. 2020;5(2):144-145. doi:10.1038/s41559-020-01368-x
32. Assunção J, Gandour C, Rocha R. Deforestation slowdown in the Brazilian Amazon: prices or policies? *Environ Dev Econ.* 2015;20(6):697-722. doi:10.1017/S1355770X15000078
33. Hänggli A, Levy SA, Armenteras D, et al. A systematic comparison of deforestation drivers and policy effectiveness across the Amazon biome. *Environmental Research Letters.* 2023;18(7):073001. doi:10.1088/1748-9326/ACD408
34. Tacconi L, Rodrigues RJ, Maryudi A. Law enforcement and deforestation: Lessons for Indonesia from Brazil. *For Policy Econ.* 2019;108:101943. doi:10.1016/J.FORPOL.2019.05.029
35. Lambin EF, Gibbs HK, Heilmayr R, et al. The role of supply-chain initiatives in reducing deforestation. *Nature Climate Change* 2018 8:2. 2018;8(2):109-116. doi:10.1038/s41558-017-0061-1
36. Figueiredo P. The EU's deforestation law was cheered here. Brazilian experts and farmers are skeptical. *Euronews.* Published August 31, 2023. Accessed November 22, 2023. <https://www.euronews.com/my-europe/2023/08/31/the-eus-deforestation-law-was-cheered-here-brazilian-experts-and-farmers-are-skeptical>
37. INPE - Instituto Nacional De Pesquisas Espaciais. Coordenação Geral De Observação Da Terra. Programa De Monitoramento Da Amazônia e Demais Biomas. Desmatamento – Amazônia Legal. <http://terrabrasilis.dpi.inpe.br/downloads/>. .
38. F. G. Assis LF, Ferreira KR, Vinhas L, et al. TerraBrasilis: A Spatial Data Analytics Infrastructure for Large-Scale Thematic Mapping. *ISPRS Int J Geoinf.* 2019;8(11):513. doi:10.3390/ijgi8110513

39. Ministerio de Ambiente y Desarrollo Sostenible. Gobierno Petro logra histórica reducción de la deforestación en 2022 - Ministerio de Ambiente y Desarrollo Sostenible. Ministerio de Ambiente y Desarrollo Sostenible. Published July 12, 2023. Accessed November 22, 2023. <https://www.minambiente.gov.co/gobierno-petro-logra-historica-reduccion-de-la-deforestacion-en-2022/>
40. Ministério do Meio Ambiente e Mudança do Clima MMA. Plano de ação para prevenção e controle do desmatamento na Amazônia Legal (PPCDAm). Ministério do Meio Ambiente e Mudança do Clima MMA. Published 2023. Accessed November 22, 2023. <https://www.gov.br/mma/pt-br/assuntos/prevencao-e-controle-do-desmatamento/amazonia-ppcdam-1>
41. Costa F de A, Larrea C, Araújo R, et al. Land Market and Illegalities: The Deep Roots of Deforestation in the Amazon .; 2023.
42. Bastos Lima MG, Harring N, Jagers SC, et al. Large-scale collective action to avoid an Amazon tipping point - key actors and interventions. *Current Research in Environmental Sustainability*. 2021;3:100048. doi:10.1016/J.CRSUST.2021.100048
43. Butt EW, Conibear L, Knotte C, Spracklen D V. Large Air Quality and Public Health Impacts due to Amazonian Deforestation Fires in 2019. *Geohealth*. 2021;5(7). doi:10.1029/2021GH000429
44. Greenstone M, Hasenkopf C. Air Quality Life Index 2023: Annual Update.; 2023.
45. Heinrich VHA, Vancutsem C, Dalagnol R, et al. The carbon sink of secondary and degraded humid tropical forests. *Nature* 2023 615:7952. 2023;615(7952):436-442. doi:10.1038/s41586-022-05679-w
46. Codato D, Pappalardo SE, Diantini A, Ferrarese F, Gianoli F, De Marchi M. Oil production, biodiversity conservation and indigenous territories: Towards geographical criteria for unburnable carbon areas in the Amazon rainforest. *Applied Geography*. 2019;102:28-38. doi:10.1016/J.APGEOG.2018.12.001
47. Schaeffer R, Barrantes R, Klautau A, et al. A New Infrastructure For The Amazon.; 2023. Accessed November 21, 2023. <https://www.theamazonwewant.org/spa-reports/>
48. Meli P, Rey-Benayas JM, Brancalion PHS. Balancing land sharing and sparing approaches to promote forest and landscape restoration in agricultural landscapes: Land approaches for forest landscape restoration. *Perspect Ecol Conserv*. 2019;17(4):201-205. doi:10.1016/J.PECON.2019.09.002
49. Nunes S, Gastauer M, Cavalcante RBL, et al. Challenges and opportunities for large-scale reforestation in the Eastern Amazon using native species. *For Ecol Manage*. 2020;466:118120. doi:10.1016/J.FORECO.2020.118120
50. Lapola DM, Pinho P, Barlow J, et al. The drivers and impacts of Amazon forest degradation. *Science* (1979). 2023;379(6630). doi:10.1126/SCIENCE.ABP8622
51. Rutishauser E, Héroult B, Baraloto C, et al. Rapid tree carbon stock recovery in managed Amazonian forests. *Current Biology Magazine*. 2015;25(18):R775-R792. doi:10.1016/J.CUB.2015.07.034
52. Poorter L, Craven D, Jakovac CC, et al. Multidimensional tropical forest recovery. *Science* (1979). 2021;374(6573):1370-1376. doi:10.1126/SCIENCE.ABH3629/SUPPL_FILE/SCIENCE.ABH3629_SM.PDF
53. Sist P, Peña-Claros M, Ascarrunz N, et al. Forest Management for Timber Production and Forest Landscape Restoration in the Amazon: The Way towards Sustainability.; 2023.
54. Camara G, Simoes R, Ruivo HM, et al. Impact of land tenure on deforestation control and forest restoration in Brazilian Amazonia. *Environmental Research Letters*. 2023;18(6):065005. doi:10.1088/1748-9326/acd20a

55. Gasparinetti P, Brandão DO, Maningo E V., et al. Economic Feasibility of Tropical Forest Restoration Models Based on Non-Timber Forest Products in Brazil, Cambodia, Indonesia, and Peru. *Forests*. 2022;13(11):1878. doi:10.3390/F13111878/S1
56. Cardozo EG, Celentano D, Guillaume ., et al. Agroforestry systems recover tree carbon stock faster than natural succession in Eastern Amazon, Brazil. *Agroforest Systems*. 123AD;1:3. doi:10.1007/s10457-022-00754-7
57. Vieira TA, Panagopoulos T. Urban Forestry in Brazilian Amazonia. *Sustainability* 2020, Vol 12, Page 3235. 2020;12(8):3235. doi:10.3390/SU12083235
58. Hecht SB, Pezzoli K, Saatchi S. Chapter 10. Trees have Already been Invented: Carbon in Woodlands. *Collabra*. 2016;2(1). doi:10.1525/COLLABRA.69
59. da Silva Espinoza N, dos Santos CAC, de Oliveira MBL, et al. Assessment of urban heat islands and thermal discomfort in the Amazonia biome in Brazil: A case study of Manaus city. *Build Environ*. 2023;227:109772. doi:10.1016/J.BUILDENV.2022.109772
60. Monteiro FF, Gonçalves WA, Andrade L de MB, Villavicencio LMM, dos Santos Silva CM. Assessment of Urban Heat Islands in Brazil based on MODIS remote sensing data. *Urban Clim*. 2021;35. doi:10.1016/j.uclim.2020.100726
61. Velasco E, Chen KW. Carbon storage estimation of tropical urban trees by an improved allometric model for aboveground biomass based on terrestrial laser scanning. *Urban For Urban Green*. 2019;44. doi:10.1016/J.UFUG.2019.126387
62. Zimmerer KS, Olivencia YJ, Rodríguez LP, et al. Assessing social-ecological connectivity of agricultural landscapes in Spain: Resilience implications amid agricultural intensification trends and urbanization. *Agric Syst*. 2022;203:103525. doi:10.1016/J.AGSY.2022.103525
63. Barlow J, Gardner TA, Araujo IS, et al. Quantifying the biodiversity value of tropical primary, secondary, and plantation forests. *Proc Natl Acad Sci U S A*. 2007;104(47):18555-18560. doi:10.1073/PNAS.0703333104/SUPPL_FILE/03333TABLE4.PDF
64. Espeland EK, Kettenring KM. Strategic plant choices can alleviate climate change impacts: A review. *J Environ Manage*. 2018;222:316-324. doi:10.1016/J.JENVMAN.2018.05.042
65. Hua F, Adrian Bruijnzeel L, Meli P, et al. The biodiversity and ecosystem service contributions and trade-offs of forest restoration approaches. *Science (1979)*. 2022;376(6595):839-844. doi:10.1126/SCIENCE.ABL4649/SUPPL_FILE/SCIENCE.ABL4649_MДАР_REPRODUCIBILITY_CHECKLIST.PDF
66. Osuri AM, Gopal A, Raman TRS, Defries R, Cook-Patton SC, Naeem S. Greater stability of carbon capture in species-rich natural forests compared to species-poor plantations. *Environmental Research Letters*. 2020;15(3):034011. doi:10.1088/1748-9326/AB5F75
67. Moutinho P, Leite I, Baniwa A, et al. Policy Brief: The Role of Amazonian Indigenous Peoples in Fighting the Climate Crisis.; 2022. doi:10.55161/HWOO4626
68. Veit P, Gibbs D, Reynter K. Indigenous Forests Are Some of the Amazon's Last Carbon Sinks. *World Resources Institut* (cited 2023 Sept 21] <https://www.wri.org/insights/amazon-carbon-sink-indigenous-forests>.
69. Walker WS, Gorelik SR, Baccini A, et al. The role of forest conversion, degradation, and disturbance in the carbon dynamics of Amazon indigenous territories and protected areas. *Proc Natl Acad Sci U S A*. 2020;117(6):3015-3025. doi:10.1073/PNAS.1913321117/SUPPL_FILE/PNAS.1913321117.SAPP.PDF
70. MapBiomas Project. Collection 4 of the Annual Land Use Land Cover Maps of the Amazon . <https://amazonia.mapbiomas.org/pt-BR>.

71. Silva-Junior CHL, Silva FB, Arisi BM, et al. Brazilian Amazon indigenous territories under deforestation pressure. *Sci Rep.* 2023;13(1):5851. doi:10.1038/s41598-023-32746-7
72. Hirota M, Flores BM, Betts R, et al. Chapter 24: Resilience of the Amazon forest to global changes: Assessing the risk of tipping points. In: *Amazon Assessment Report 2021*. UN Sustainable Development Solutions Network (SDSN); 2021. doi:10.55161/QPYS9758
73. Artaxo P, Fonseca de Almeida-Val VM, Bilbao B, et al. Chapter 23: Impacts of deforestation and climate change on biodiversity, ecological processes, and environmental adaptation. In: *Amazon Assessment Report 2021*. UN Sustainable Development Solutions Network (SDSN); 2021. doi:10.55161/VKMN1905
74. Fonseca A, Ribeiro J, Alves A, et al. *Ameaça e Pressão de Desmatamento Em Áreas Protegidas: SAD de Agosto 2020 a Julho 2021.*; 2021.
75. Sasaki N, Asner GP, Knorr W, Durst PB, Priyadi HR, Putz FE. Approaches to classifying and restoring degraded tropical forests for the anticipated REDD+ climate change mitigation mechanism. *IForest.* 2011;4(1):1. doi:10.3832/IFOR0556-004
76. Brancalion PHS, Niamir A, Broadbent E, et al. Global restoration opportunities in tropical rainforest landscapes. *Sci Adv.* 2019;5(7):3223-3226. doi:10.1126/SCIADV.AAV3223/SUPPL_FILE/AAV3223_SM.PDF
77. Ford JD, King N, Galappaththi EK, Pearce T, McDowell G, Harper SL. The Resilience of Indigenous Peoples to Environmental Change. *One Earth.* 2020;2(6):532-543. doi:10.1016/J.ONEEAR.2020.05.014
78. Neves EG, Furquim LP, Levis C, et al. Chapter 8: Peoples of the Amazon before European Colonization. In: *Amazon Assessment Report 2021*. UN Sustainable Development Solutions Network (SDSN); 2021. doi:10.55161/LXIT5573
79. Posey DA, Balée W. *Resource Management in Amazonia: Indigenous and Folk Strategies*. NYGB Press; 1989.
80. Cassino MF, Alves RP, Levis C, et al. *Ethnobotany and Ethnoecology Applied to Historical Ecology*. Published online 2019:187-208. doi:10.1007/978-1-4939-8919-5_13
81. Levis C, Flores BM, Moreira PA, et al. How people domesticated Amazonian forests. *Front Ecol Evol.* 2018;5(JAN):299700. doi:10.3389/FEVO.2017.00171/BIBTEX
82. Maezumi SY, Alves D, Robinson M, et al. The legacy of 4,500 years of polyculture agroforestry in the eastern Amazon. *Nature Plants* 2018 4:8. 2018;4(8):540-547. doi:10.1038/s41477-018-0205-y
83. Redford KH, Hubbard, Padoch Christine. *Conservation of neotropical forests : working from traditional resource use*. Published online 1992:475.
84. Bowman MS, Amacher GS, Merry FD. Fire use and prevention by traditional households in the Brazilian Amazon. *Ecological Economics.* 2008;67(1):117-130. Accessed November 21, 2023. <https://ideas.repec.org/a/eee/ecolec/v67y2008i1p117-130.html>
85. Eloy L, A. Bilbao B, Mistry J, Schmidt IB. From fire suppression to fire management: Advances and resistances to changes in fire policy in the savannas of Brazil and Venezuela. *Geogr J.* 2019;185(1):10-22. doi:10.1111/GEOJ.12245
86. Hecht SB. *Kayapó savanna management: Fire, soils, and forest islands in a threatened biome. Amazonian Dark Earths: Wim Sombroek's Vision*. Published online 2009:143-162. doi:10.1007/978-1-4020-9031-8_7/COVER
87. Levis C, Costa FRC, Bongers F, et al. Persistent effects of pre-Columbian plant domestication on Amazonian forest composition. *Science* (1979). 2017;355(6328):925-931. doi:10.1126/SCIENCE.AAL0157/SUPPL_FILE/LEVIS-SM.PDF

88. Schmidt MJ, Rapp Py-Daniel A, de Paula Moraes C, et al. Dark earths and the human built landscape in Amazonia: a widespread pattern of anthrosol formation. *J Archaeol Sci*. 2014;42(1):152-165. doi:10.1016/J.JAS.2013.11.002
89. Forest Trends' Ecosystem Marketplace. *The Art of Integrity: State of Voluntary Carbon Markets, Q3 Insights Briefing*; 2022.
90. Finance Earth. *A Market Review of Nature-Based Solutions: An Emerging Institutional Asset Class*; 2021.
91. United Nations Framework Convention on Climate Change UNFCCC. *The Paris Agreement. United Nations Framework Convention on Climate Change UNFCCC*. Published November 2016. Accessed November 22, 2023. https://unfccc.int/?gclid=CjwKCAiAjfyqBhAsEiwA-UdzJB_WvPV-tleIQwW7EIVFtpEvYPbYQ_iqb2rsFAx7B8QoGR-2OanxtoCzqoQAvD_BwE
92. Costa PM. Corresponding adjustments and their impact on NDCs and additionality. <https://www.linkedin.com/pulse/corresponding-adjustments-impact-ndcs-additionality-pedro-moura-costa/>.
93. The Nature Conservancy TNC. *Questions And Answers About The Cop27 Decisions On Carbon Markets And What They Mean For Ndc's, Nature, And The Voluntary Carbon Markets*. The Nature Conservancy TNC. Published May 2023. Accessed November 22, 2023. chrome-extension://efaidnbmnnnibpcajpcglclefindmkaj/https://www.nature.org/content/dam/tnc/nature/en/documents/TNC_Article_6_Explainer_260523.pdf
94. Gobierno de Colombia. Congreso de La República. Congreso de La República , Ley 2277 De 2022. Por Medio De La Cual Se Adopta Una Reforma Tributaria Para La Igualdad Y La Justicia Social Y Se Dictan Otras Disposiciones. <https://www.funcionpublica.gov.co/eva/gestornormativo/norma.php?i=199883>.
95. Adams T, Winters B, Nazareth A, Carney M. *Taskforce on Scaling Voluntary Carbon Markets - Final Report*; 2021.
96. Schwartzman S. *Jurisdictional Forest Protection and Indigenous Peoples: evidence from Acre and Mato Grosso REDD Early Movers Programs*. Environmental Defense Fund EDF. Published October 2021. Accessed November 22, 2023. chrome-extension://efaidnbmnnnibpcajpcglclefindmkaj/<https://www.edf.org/sites/default/files/documents/Reducing-Emissions-Deforestation-Carbon-Credit-Indigenous-peoples-incentives-forest-protection-v2.pdf>
97. Garcia B, Rimmer L, Canal Vieira L, Mackey B. REDD+ and forest protection on indigenous lands in the Amazon. *Rev Eur Comp Int Environ Law*. 2021;30(2):207-219. doi:10.1111/REEL.12389
98. Sassine V, Almeida L. *Terra indígena com mais garimpos no Brasil tem cerco de crateras a aldeias, convivência e taxa para escavadeiras | Terras Indígenas no Brasil*. Terras Indígenas no Brasil, ISA. Published online June 16, 2023.
99. Wells G, Pascual U, Stephenson C, Ryan CM. Confronting deep uncertainty in the forest carbon industry. *Science* (1979). 2023;382(6666):41-43. doi:10.1126/SCIENCE.ADH8117
100. West TAP, Börner J, Sills EO, Kontoleon A. Overstated carbon emission reductions from voluntary REDD+ projects in the Brazilian Amazon. *Proc Natl Acad Sci U S A*. 2020;117(39):24188-24194. doi:10.1073/PNAS.2004334117
101. Selibas D. *Questions over accounting and inclusion mar Guyana's unprecedented carbon scheme*. Mongabay - News & Inspiration from Nature's Frontline (Series Carbon Offset Market). 2023.
102. Costa PM. *VCM's requirement for regulatory surplus hinders climate action*. BVRio. Published online February 7, 2023.
103. Jake Spring, Lisandra Paraguassu. *Brazil to propose mega fund to conserve forests at COP28 climate summit*. REUTERS. Published November 23,

2023. Accessed November 23, 2023. <https://www.reuters.com/sustainability/land-use-biodiversity/brazil-propose-mega-fund-protect-forests-cop28-climate-summit-2023-11-23/>

104. Brasil. Brazil launches Sovereign Sustainable Bond Framework. Tesouro Nacional. Published September 5, 2023. Accessed November 22, 2023. <https://www.gov.br/tesouronacional/pt-br/noticias/brazil-launches-sovereign-sustainable-bond-framework>

105. United Nations Development Programme. Uruguay issues the first bond aligned to climate change indicators for 1.5 billion dollars. <https://www.undp.org/latin-america/press-releases/uruguay-issues-first-bond-aligned-climate-change-indicators-15-billion-dollars>. Published November 16, 2022. Accessed October 19, 2023. <https://www.undp.org/latin-america/press-releases/uruguay-issues-first-bond-aligned-climate-change-indicators-15-billion-dollars>

106. Vanessa Adachi. Brasil capta R\$ 10 bi em sustainable bond de estreia | Reset. Reset. Published November 13, 2023. Accessed November 22, 2023. <https://capitalreset.uol.com.br/financas/divida-esg/brasil-capta-r-10-bi-em-sustainable-bond-de-estreia/>

107. Wildlife Conservation Society WNC. Creating Economic Incentives for the Conservation of High Integrity Tropical Forests. Wildlife Conservation Society WNC. Published September 14, 2023. Accessed November 22, 2023. <chrome-extension://efaidnbmnnnibpcajpcglclefindmkaj/https://cdn.wcs.org/2023/06/29/09/32/27/51c6b7c8-c1d8-4423-be61-4d1ff9716efd/WCS%20HIFOR%20Primer.pdf>

108. Costa PM. Compensation for Carbon Stock Maintenance in Forests as an Alternative to Avoiding Carbon Flows.; 2009. Accessed November 22, 2023. <https://oxfordclimatepolicy.org/sites/default/files/Moura%20Costa%2C%20Carbon%20stock%20maintenace%2C%20Final.pdf>

AUTHORS AFFILIATIONS

Luciana Gatti: Brazilian National Institute for Space Research (INPE), Av. dos Astronautas, 1.758 - Jardim da Granja, São José dos Campos - SP, 12227-010, Brazil

Pedro Moura Costa: BVRio Institute, Grassroots, 46 Woodstock Rd, Oxford OX2 6HT

Ane Alencar: Amazon Environmental Research Institute, SCLN 211, Bloco B, Sala 201, Bairro Asa Norte, Brasília-DF, Brazil

Julia Arieira: Science Panel for the Amazon (SPA). South America Office. Av. Dr. Ademar de Barros, 195 - Jardim Sao Dimas, São José dos Campos - SP, 12245-010

Grace Blackham: BVRio, Grassroots, 46 Woodstock Rd, Oxford OX2 6HT

Foster Brown: Woodwell Climate Research Center, 149 Woods Hole Rd, Falmouth, MA 02540, USA; and Federal University of Acre, Rio Branco, Acre, Brazil

Sandra Garavito: Autonomous, Colombia

Marcia Macedo: Woodwell Climate Research Center, 149 Woods Hole Rd, Falmouth, MA 02540, USA

Sonaira Silva: Federal University of Acre, Rua Estrada da Canela Fina, KM 12 Gleba Formoso - São Francisco, Cruzeiro do Sul - AC, 69895-000, Brazil

Scott Saleska: University of Arizona, 1200 E University Blvd, Tucson, AZ 85721

Gasodá Surui: Paiter Wagôh Pakob Cultural Center, Terra Indígena Sete de Setembro, Cacoal - RO, Brazil

Adalberto Verissimo: Imazon, Trav. Dom Romualdo de Seixas, 1698, 11º andar, Belém - PA, 66055-200, Brazil

MORE INFORMATION AT
theamazonwewant.org

FOLLOW US
  [theamazonwewant](https://theamazonwewant.org)

CONTACT

SPA Technical Secretariat New York

475 Riverside Drive | Suite 530

New York NY 10115 USA

+1 (212) 870-3920 | spa@unsdsn.org